

ARTS AND TECHNOLOGY: Strange Bedfellows or Congenial Colleagues?



Erik Brunvand

Agenda I

- I argue that arts/technology collaboration is a powerful framework for enhancing ideas in both arenas
 - I frame this in the context of “kinetic art” and its connection to “embedded systems”
 - Design Thinking vs. Computational Thinking?

Agenda II

- Start with a definition of Kinetic Art as an example of arts/tech collaboration
 - ▣ Embedded computer systems as a building block
- Brief history of Kinetic Art
 - ▣ Origins
 - ▣ Pioneers
 - ▣ Contemporary
- Finish with examples from a collaborative kinetic arts course at the University of Utah

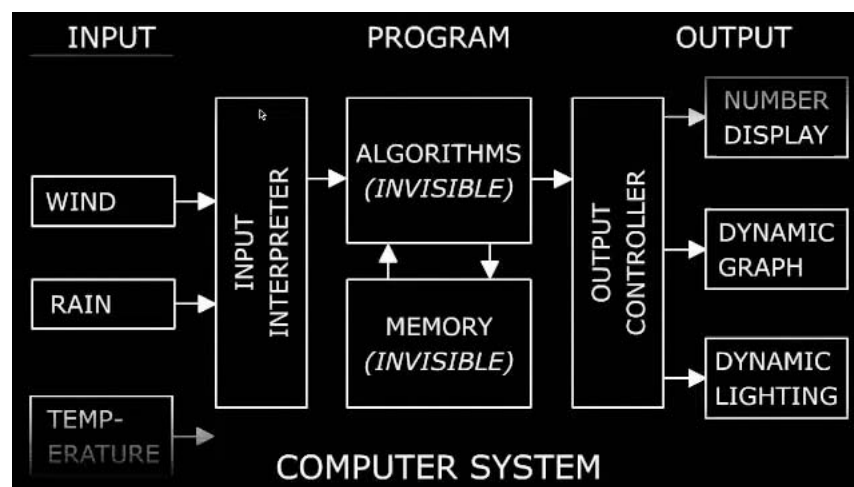
Kinetic Art

- Kinetic art contains moving parts
 - ▣ Depends on motion, sound, or light for its effect
- Kinetic aspect often controlled by microcontrollers
 - ▣ Using motors, actuators, transducers, sensors
- The artwork can react to its environment
 - ▣ Distinct from “computer art”
 - ▣ The computer is usually behind the scenes

Embedded Systems

- Computer systems that are embedded into a complete device
 - ▣ Often small or special purpose computers or microprocessors
 - ▣ Designed to perform one or a few dedicated functions
 - ▣ Often reactive to environmental sensors
 - ▣ Often designed to directly control output devices

Jim Campbell's "Formula"



Embedded Systems and Kinetic Art

- Cross-college collaborative course
 - ▣ Brings Art students and Computer Science students together
 - ▣ Design and build embedded-system-controlled kinetic art
 - ▣ Goal is that both groups of students benefit

- Fundamental nature of *Design*
 - ▣ Engineering design vs. creative design?
 - ▣ Computational thinking vs. design thinking?

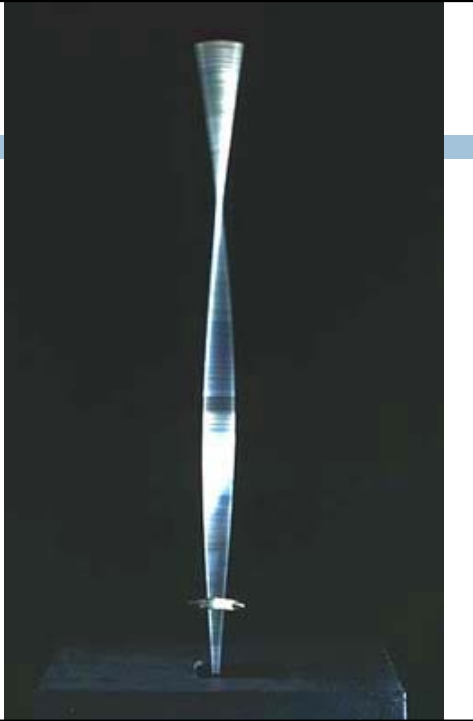
Background

- Short survey of kinetic art
 - ▣ The avant garde in the 1920's
 - ▣ Small steps in the 1950's
 - ▣ The computer age
- Outline for a collaborative class
- Examples

Naum Gabo

(1890-1977)


- Kinetic Construction
(Standing Wave)
1919-1920



Marcel Duchamp

(1887 – 1968)


- Rotary Glass Plates
(Precision Optics)
1920
- Built with the help of
Man Ray



László Moholy-Nagy

(1895-1946)

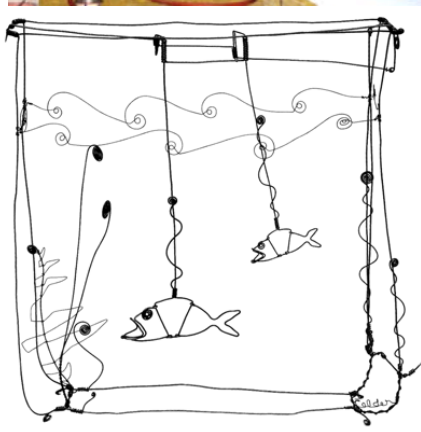

- Light-Space Modulator (1922-30)



Alexander Calder

(1898 – 1976)


Mobiles and Stables
Wire and Circuses





Jump ahead to the Computer Age

- **Electronic control**
 - ▣ microprocessors or discrete electronics
- **Mechanical actuators**
 - ▣ motors, servos, relays, solenoids, etc.
 - ▣ speakers, buzzers, other noise makers
- **Lights**
 - ▣ LEDs, light bulbs, EL wire, etc.
- **Sensors to interact with the viewer**
 - ▣ distance, movement, sound, temperature, vibration, etc.



Alan Rath (1959 -)




Daniel Rozin (1961 -)



Daniel Rozin (1961 -)




Arthur Ganson (1955 -)



David Bowen

University of Minnesota, Duluth




David Bowen

Tele-present wind



Lots of others...

Jack Dollhausen, Peter Vogel, Rebecca Horn,
Sabrina Raaf, Meridith Pingree, Roxy Paine,
Tim Hawkinson, Krzysztof Wodiczko, etc...



Paul Stout



Kinetic Art / Embedded Systems

Class overview

- Basic reactive programming with embedded systems
 - ▣ Electronics fundamentals
 - ▣ Sensors and actuators as I/O

- Basic 3d art concepts
 - ▣ Formal elements: aesthetics, proportion, balance, tension
 - ▣ Material studies and mechanical linkages

- Studio-based instruction model

Class overview

- Individual and group projects
 - ▣ Everybody tries everything individually
 - ▣ Also work in interdisciplinary teams

- Design and build kinetic art

- Finish with a gallery show of results
 - ▣ 2009/2010: *Invisible Logic*
 - ▣ 2010/2011: *Intersectio*
 - ▣ Spring 2012: *Drawing Machines*

Enhancing Creativity


- Creative design and design-thinking are powerful concepts
 - ▣ One definition: enhanced creativity is generating many potential solutions instead of gravitating quickly to one

- Kinetic art is serious stuff...
 - ▣ ... but not regular CS projects
 - ▣ CS students have the freedom to explore without worrying about getting it “right”

Course Infrastructure - HW

- Controller – Arduino
- Sensors
 - ▣ Potentiometers/knobs, light, motion (PIR), distance, vibration (piezo), sound, temperature, etc.
- Actuators and transducers
 - ▣ LEDs, servos, DC motors, DC stepper motors, sound, etc.
- Other parts
 - ▣ LED drivers, transistors, resistors, diodes
 - ▣ LCD displays, SPI/I2C peripherals
 - ▣ Power supplies, soldering stations, wire, etc.

Arduino



Course Infrastructure - SW

- Arduino open-source integrated development environment (IDE)
 - ▣ Good news – basically C
 - gcc is the back-end
 - ▣ Bad news – basically C
 - Moderately steep learning curve

```

BlinkWithoutDelay | Arduino 0017
File Edit Sketch Tools Help
BlinkWithoutDelay
void loop()
{
  // here is where you'd put code that needs to be running all the
  // check to see if it's time to blink the LED; that is, is the di
  // between the current time and last time we blinked the LED bigg
  // the interval at which we want to blink the LED.
  if (millis() - previousMillis > interval) {
    // save the last time you blinked the LED
    previousMillis = millis();

    // if the LED is off turn it on and vice-versa:
    if (ledState == LOW)
      ledState = HIGH;
    else
      ledState = LOW;

    // set the LED with the ledState of the variable:
    digitalWrite(ledPin, ledState);
  }
}

```



Invisible Logic

Invisible Logic
Projects from Engineering/Art Collaborations

Alvin L. Gittins Gallery
Jan 14-29, 2010

Opening reception Thursday Jan 14, 5-7pm



Lawrence Boye · Josh Bross · Kevin Brown
Quinton Christensen · Matt Fisher · Brandt Hammer
Mayuoko Nakamura · Cory Shirts · Jesse Smith


Projects from CS5968/FA3800, Fall 2009
Taught by Profs. Erik Brunvand & Paul Stout


Gallery Hours
M-F 8:00am-5:00pm
Closed Sat and Sun
801-581-8677

Alvin L. Gittins Gallery
Department of Art and Art History
University of Utah
Salt Lake City, UT 84112

The poster features a central image of a blue printed circuit board (PCB) with various electronic components and yellow cables. The title 'Invisible Logic' is overlaid on the image in a white, typewriter-style font. To the right of the image is a white text area containing exhibition details. The text is arranged in a clean, organized layout with horizontal lines separating sections. The overall design is professional and technical.








INTERSECTIO

Fall 2010

F2010: Intersectio



F2010: Intersectio



F2010: Intersectio



F2010: Intersectio



F2010: Intersectio



Student Comments

- ▣ I now have a much better understanding of how to "think about art" and also saw an entirely different side of computer science.
- ▣ Artists have a completely different mindset and it was nice to get a new perspective on things. It really made me learn to appreciate the creative thinking they brought to the table.
- ▣ I enjoyed it and already have suggested it to several artists and engineers I know!
- ▣ I feel more competent in both [art and computer science] having experienced each side in a new way.

Conclusions

- ▣ **Embedded systems and kinetic art is a natural collaboration**
 - ▣ Exploration of fundamental design concepts
 - Design-thinking is a natural complement to computational-thinking
 - ▣ Studio instruction model is fascinating
 - ▣ Both groups of students benefit from working with each other
 - ▣ Cross-college collaboration – just the beginning!
- ▣ Erik Brunvand, School of Computing, elb@cs.utah.edu
- ▣ Paul Stout, Dept of Art and Art History, paul.stout@gmail.com
- ▣ <http://www.eng.utah.edu/~cs5789>